

Prized Peony Just Because

Melissa Sepowitz
melissa@thestampingninja.com
thestampingninja.com




1. Begin with a 4 1/4 x 5 1/2 card base of Terracotta Tile card stock.
2. Cut a 3 3/4 x 5 piece of Whisper White card stock and adhere to the card base using Stampin' SEAL Adhesive.
3. Run a 3 5/8 x 4 7/8 piece of Petal Pink card stock through an embossing machine while sandwiched in the Dainty Diamonds embossing folder.
4. Mix a few drops of Champaign Mist Shimmer Paint with a 1/2 full Stampin' Spritzer of rubbing alcohol. Shake well and spray the embossed piece of Petal Pink card stock to give it a little shimmer. Once it is dry, adhere to the card.
5. Stamp the flower stems on a 4 x 5 piece of Whisper White card stock using Tuxedo Memento Black ink. Stack one set on top of the other near the bottom of the card stock and

Prized Peony Just Because

Melissa Sepowitz
melissa@thestampingninja.com
thestampingninja.com

color them with Granny Apple Green Stampin' Blends.

- Cut the top half of the card stock in a circular shape to use as a base for the flowers to go on (there is no particular size, just make sure that it will fit on your card), and fussy cut the stems out.



- Stamp six small posies on Whisper White card stock using Tuxedo Memento black ink and color them with Calypso Coral, Granny Apple Green, Petal Pink, and Poppy Parade Stampin' Blends.
- Crop the poppies using the Peony Dies and adhere to the circle using Stampin' SEAL Adhesive.
- Wrap a small piece of Terracotta Tile ribbon around the stems using a couple of glue dots to secure it on the back.
- Stamp your sentiment on a 1/2 piece of Whisper White card stock and punch the ends with the Lovely Labels Pick a Punch. Punch the ends of a 3/4 piece of Terracotta Tile card stock to layer underneath and attach to the card with Stampin' SEAL Adhesive.
- Attach the flower bouquet to the front of the card using Stampin' Dimensionals.
- Place two small Gold Metallic Pearls on the ribbon and one on the sentiment as shown.
- FOR AN ADDED TOUCH: Add a piece of Artistry Blooms Designer Series Paper to the envelope flap. Glue a 2 1/2 x 6 piece to the outside of the envelope and trim off the excess with your Paper Snips.

Prized Peony Just Because

Melissa Sepowitz
melissa@thestampingninja.com
thestampingninja.com



Melissa



Prized Peony Just Because

Melissa Sepowitz
melissa@thestampingninja.com
thestampingninja.com




[Jar Of Flowers
Photopolymer
Stamp Set -
152515](#)

Price: \$23.00




[Prized Peony
Bundle \(English\) -
154056](#)

Price: \$57.50



[Terracotta Tile 8-
1/2" X 11"
Cardstock -
150884](#)

Price: \$8.75




[Whisper White 8-
1/2" X 11"
Cardstock -
100730](#)

Price: \$9.75



[Petal Pink 8-1/2" X
11" Cardstock -
146985](#)

Price: \$8.75



[Artistry Blooms
Designer Series
Paper - 152495](#)

Price: \$11.50



[Paper Trimmer -
152392](#)

Price: \$25.00



[Tuxedo Black
Memento Ink Pad -
132708](#)

Price: \$6.00



[Calypso Coral
Stampin' Blends
Combo Pack -
154881](#)

Price: \$9.00



[Granny Apple
Green Stampin'
Blends Combo
Pack - 154885](#)

Price: \$9.00




[Petal Pink
Stampin' Blends
Combo Pack -
154893](#)

Price: \$9.00



[Poppy Parade
Stampin' Blends
Combo Pack -
154958](#)

Price: \$9.00




[Dainty Diamonds
3D Embossing
Folder - 152702](#)

Price: \$9.00



[Lovely Labels Pick
A Punch - 152883](#)

Price: \$23.00



[Ornate Garden
Ribbon Combo
Pack - 152479](#)

Price: \$7.00


Prized Peony Just Because

Melissa Sepowitz
melissa@thestampingninja.com
thestampingninja.com



[Paper Snips -
103579](#)

Price: \$10.00



[Metallic Pearls -
146282](#)

Price: \$7.00



[Champagne Mist
Shimmer Paint -
147044](#)

Price: \$8.00



[Stampin' Spritzer -
126185](#)

Price: \$3.00



[Stampin' Seal -
152813](#)

Price: \$8.00



[Mini Glue Dots -
103683](#)

Price: \$5.25



[Stampin'
Dimensionals -
104430](#)

Price: \$4.00

Add All to Cart