

Intricate Leaves Happy Fall Y'all!

Melissa Seplowitz
melissa@thestampingninja.com
thestampingninja.com



1. Begin with a 5 1/2" x 8 1/2" piece of Soft Suede cardstock, score and fold at 4 1/4" to form your card base.
2. Adhere a 4" x 5 1/4" piece of Cajun Craze cardstock to the card base using Stampin' SEAL.
3. Cut a piece of Beauty of the Earth designer series paper (DSP) to measure 3 7/8" x 5 1/8" and adhere to the card base with Stampin' SEAL.
4. Crop two rectangles with the Stitched Rectangle dies using your Stampin' Cut & Emboss

Intricate Leaves Happy Fall Y'all!

Melissa Sepowitz
melissa@thestampingninja.com
thestampingninja.com

machine: the 4th largest die in Soft Suede and the 5th largest die in Basic White cardstock.

- Stamp your sentiment in the bottom right-hand corner of the Basic White rectangle using Soft Suede ink.



- Adhere the Basic White rectangle to a piece of Cajun Craze cardstock measuring 2 7/16" x 3 3/4" using Stampin' SEAL.
- Layer and adhere your two rectangles on to the Soft Suede rectangle and attach to the center of the card using Stampin' Dimensionals.



- Using your Stampin' Cut & Emboss machine again, crop two leaves with the Intricate Leaves dies: one in Bumblebee and one in Cajun Craze cardstock.
- Wrap a piece of Baker's Twine around the stem of each leaf, tie a bow, and trim the ends.

Intricate Leaves Happy Fall Y'all!

Melissa Seplowitz
melissa@thestampingninja.com
thestampingninja.com



10. Adhere each leaf to the card using a Glue Dot.
11. Attach three Brushed Metallic Adhesive-Backed Dots as shown.
12. For a little shimmer, carefully add some Wink of Stella to each leaf.

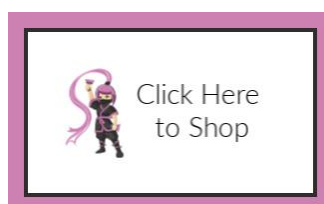


Intricate Leaves Happy Fall Y'all!

Melissa Seplowitz
melissa@thestampingninja.com
thestampingninja.com



Melissa




Intricate Leaves Happy Fall Y'all!

Melissa Sepowitz
melissa@thestampingninja.com
thestampingninja.com



[Banner Year Photopolymer Stamp Set \(English\) - 158239](#)

Price: \$17.00



[Basic White 8-1/2\"/>](#)

Price: \$9.75



[Cajun Craze 8-1/2\"/>](#)

Price: \$8.75



[Bumblebee 8-1/2\"/>](#)

Price: \$8.75



[Beauty Of The Earth 12\"/>](#)

Price: \$11.50



[Paper Trimmer - 152392](#)

Price: \$25.00




[Soft Suede Classic Stampin' Pad - 147115](#)

Price: \$7.50



[Intricate Leaves Dies - 153566](#)

Price: \$28.00



[Stitched Rectangle Dies - 148551](#)

Price: \$35.00



[Stampin' Cut & Emboss Machine - 149653](#)

Price: \$120.00




[Baker's Twine Essentials Pack - 155475](#)

Price: \$11.00



[Paper Snips Scissors - 103579](#)

Price: \$10.00



[Brushed Metallic Adhesive Backed Dots - 156506](#)

Price: \$9.00



[Stampin' Seal - 152813](#)

Price: \$8.00



[Stampin' Dimensionals - 104430](#)

Price: \$4.00

Intricate Leaves Happy Fall Y'all!

Melissa Sepowitz
melissa@thestampingninja.com
thestampingninja.com



[Mini Glue Dots -
103683](#)

Price: \$5.25

Add All to Cart