

# Frosted Gingerbread Snowflakes Slimline

Melissa Seplowitz  
[melissa@thestampingninja.com](mailto:melissa@thestampingninja.com)  
[thestampingninja.com](http://thestampingninja.com)



1. Begin with a 7" x 8 1/2" piece of Basic White Thick cardstock, score and fold at 3 1/2" to form your card base.
2. Sandwich a 2" x 8 1/4" piece of Basic White cardstock in the Wintry 3D embossing folder and run through your Stampin' Cut & Emboss machine. (hint- you will need to do this in two steps. Place half of the piece into the folder, emboss, then turn it around, insert the other side, and emboss.)
3. Adhere the white embossed piece to a 3 1/4" x 8 1/4" piece of Whimsy & Wonder designer series paper (DSP) using Stampin' SEAL.

# Frosted Gingerbread Snowflakes Slimline

Melissa Sepowitz  
[melissa@thestampingninja.com](mailto:melissa@thestampingninja.com)  
[thestampingninja.com](http://thestampingninja.com)




4. Wrap two 12" pieces of Blushing Bride Frayed Grosgrain ribbon around your DSP (at the edge of the white embossed piece), secure the ends with adhesive, and adhere to the card base using Stampin' SEAL.




5. Crop the following with your Gingerbread dies using your Stampin' Cut & Emboss machine: three detailed snowflakes in Basic White cardstock and three snowflake backgrounds in Blushing Bride cardstock.
6. Adhere the white snowflake to the Blushing Bride snowflake with a Glue Dot in the center. Then, adhere them both to an iridescent Wonderful Snowflake with another Glue Dot.

# Frosted Gingerbread Snowflakes Slimline

Melissa Sepowitz  
[melissa@thestampingninja.com](mailto:melissa@thestampingninja.com)  
[thestampingninja.com](http://thestampingninja.com)



7. Attach all three snowflakes to the card (centered and evenly spaced) using Stampin' Dimensionals. (hint- start with the center snowflake to ensure even spacing on the sides.)



8. Stamp your sentiment on a 9/16" x 3 3/8" piece of Basic White cardstock using Versamark ink. Quickly dust some silver Embossing Powder over it, remove the excess, and set in place with your Heat Tool.
9. Punch the ends of your sentiment with the Banners Pick a Punch and adhere to the card with Stampin' Dimensionals.

# Frosted Gingerbread Snowflakes Slimline

Melissa Sepowitz  
[melissa@thestampingninja.com](mailto:melissa@thestampingninja.com)  
[thestampingninja.com](http://thestampingninja.com)



10. Attach five Rhinestone Basic Jewels as shown.

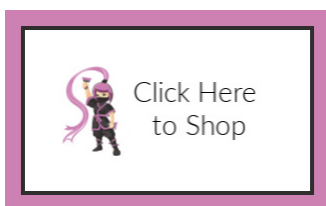


# Frosted Gingerbread Snowflakes Slimline

Melissa Sepowitz  
[melissa@thestampingninja.com](mailto:melissa@thestampingninja.com)  
[thestampingninja.com](http://thestampingninja.com)



Melissa




# Frosted Gingerbread Snowflakes Slimline


Melissa Sepowitz  
[melissa@thestampingninja.com](mailto:melissa@thestampingninja.com)  
[thestampingninja.com](http://thestampingninja.com)



Frosted  
Gingerbread  
Bundle (English) -  
156807  
Price: \$48.50



Basic White 8-1/2"  
X 11" Cardstock -  
159276  
Price: \$9.75



Basic White 8-1/2"  
X 11" Thick  
Cardstock -  
159229  
Price: \$8.25



Blushing Bride 8-  
1/2" X 11"  
Cardstock -  
131198  
Price: \$8.75



Whimsy & Wonder  
12" X 12" (30.5 X  
30.5 Cm) Specialty  
Designer Series  
Paper - 156329  
Price: \$15.00



Paper Trimmer -  
152392  
Price: \$25.00



VersaMark Pad -  
102283  
Price: \$9.50



Metallics  
Embossing  
Powders - 155555  
Price: \$18.00



Heat Tool - 129053  
Price: \$30.00



Banners Pick A  
Punch - 153608  
Price: \$23.00



Wintry 3D  
Embossing Folders  
- 155433  
Price: \$10.00



Stampin' Cut &  
Emboss Machine -  
149653  
Price: \$120.00



Blushing Bride 3/8"  
(1 Cm) Frayed  
Grosgrain Ribbon -  
156341  
Price: \$8.00



Paper Snips  
Scissors - 103579  
Price: \$10.00



Wonderful  
Snowflakes -  
156340  
Price: \$6.00

# Frosted Gingerbread Snowflakes Slimline

Melissa Sepowitz  
[melissa@thestampingninja.com](mailto:melissa@thestampingninja.com)  
[thestampingninja.com](http://thestampingninja.com)



Rhinestone Basic  
Jewels - 144220

Price: \$5.00




Stampin' Seal -  
152813

Price: \$8.00



Stampin'  
Dimensionals -  
104430

Price: \$4.00



Mini Glue Dots -  
103683

Price: \$5.25

Add All to Cart