

Perfect Pomegranate Everything Wonderful

Melissa Sepowitz
melissa@thestampingninja.com
thestampingninja.com



1. Begin with a 5 1/2" x 8 1/2" piece of Basic White thick cardstock, score and fold at 4 1/4" to form your card base.
2. Lay a 3 7/8" x 5 1/8" piece of Basic White cardstock on a piece of scrap paper and stamp your leaves. The large leaves are in Garden Green, the medium leaves in Pear Pizzazz, and the small leaves in Granny Apple Green.

Perfect Pomegranate Everything Wonderful

Melissa Sepowitz
melissa@thestampingninja.com
thestampingninja.com



3. Once the leaves are stamped, lightly color some of the white space between them with Balmy Blue ink using your Blending Brush.




4. Layer and adhere the stamped piece to a 4" x 5 1/4" piece of Poppy Parade cardstock and attach to the card base using Stampin' SEAL.




Perfect Pomegranate Everything Wonderful

Melissa Sepowitz
melissa@thestampingninja.com
thestampingninja.com

5. Place your pomegranate stamp on your Stamparatus, ink it up with Real Red ink, and stamp on a piece of Basic White cardstock. Clean your stamp, ink it up with Poppy Parade ink, and stamp again. Repeat for a total of two pomegranates.



6. Color the end of the pomegranates with your Daffodil Delight Stampin' Blend and stamp the small little dots on top using Soft Suede ink.
7. Fussy cut your pomegranates. (fussy cut means to cut out with your Paper Snips)



8. Adhere the pomegranates to the card using Stampin' Dimensionals.
9. Stamp your sentiment on a piece of Basic White cardstock using Versamark ink. Quickly dust the sentiment with gold Embossing Powder, remove the excess, and set in place with your Heat Tool.
10. Crop your sentiment with the Sentiment Silhouette dies, and a piece of Poppy Parade cardstock with the label from All That dies, using your Stampin' Cut & Emboss machine.

Perfect Pomegranate Everything Wonderful

Melissa Sepowitz
melissa@thestampingninja.com
thestampingninja.com



11. Layer and adhere the sentiment to the label and attach them to the card using Stampin' Dimensionals.



12. Tie a double bow with the white Crinkled Seam Binding ribbon and single bow with gold Simply Elegant Trim. Attach the white bow to the card using a Glue Dot and layer and attach the gold bow on top with another Glue Dot.

Perfect Pomegranate Everything Wonderful

Melissa Sepowitz
melissa@thestampingninja.com
thestampingninja.com



13. Attach three gold Flower Trinkets as shown.



Melissa

Perfect Pomegranate Everything Wonderful

Melissa Sepowitz
melissa@thestampingninja.com
thestampingninja.com




Perfect
Pomegranate Host
Photopolymer
Stamp Set -
159899

Price: \$22.00



Charming
Sentiments Bundle
(English) - 158734

Price: \$52.00



Basic White 8-1/2"
X 11" Cardstock -
159276

Price: \$10.25



Basic White 8-1/2"
X 11" Thick
Cardstock -
159229

Price: \$8.75



Poppy Parade 8-
1/2" X 11"
Cardstock -
119793

Price: \$9.25



Paper Trimmer -
152392

Price: \$25.00



Balmy Blue Classic
Stampin' Pad -
147105

Price: \$8.00



Granny Apple
Green Classic
Stampin' Pad -
147095

Price: \$8.00



Garden Green
Classic Stampin'
Pad - 147089

Price: \$8.00



Pear Pizzazz
Classic Stampin'
Pad - 147104

Price: \$8.00



Poppy Parade
Classic Stampin'
Pad - 147050

Price: \$8.00



Real Red Classic
Stampin' Pad -
147084

Price: \$8.00



Soft Suede Classic
Stampin' Pad -
147115

Price: \$8.00



VersaMark Pad -
102283

Price: \$9.50



Daffodil Delight
Stampin' Blends
Combo Pack -
154883

Price: \$9.00

Perfect Pomegranate Everything Wonderful

Melissa Sepowitz
melissa@thestampingninja.com
thestampingninja.com



Stamparatus -
146276

Price: \$49.00




Metallics
Embossing
Powders - 155555

Price: \$18.00




Heat Tool - 129053

Price: \$30.00



All That Dies -
159078

Price: \$28.00



Stampin' Cut &
Emboss Machine -
149653

Price: \$125.00



Whisper White 1/4"
(6.4 Mm) Crinkled
Seam Binding
Ribbon - 151326

Price: \$7.50



Simply Elegant
Trim - 155766

Price: \$7.50



Paper Snips
Scissors - 103579

Price: \$11.00



Trinkets Adhesive-
Backed Flowers -
159191

Price: \$9.00




Stampin' Seal -
152813

Price: \$8.00



Stampin'
Dimensionals -
104430

Price: \$4.25



Mini Glue Dots -
103683

Price: \$5.25

Add All to Cart