

# Two-Tone Flora Easel Calendar

Melissa Sepowitz  
[melissa@thestampingninja.com](mailto:melissa@thestampingninja.com)  
[thestampingninja.com](http://thestampingninja.com)



1. Begin with a 4 ¼" x 11" piece of Mossy Meadow cardstock, score and fold at 2 ¾" and 5 ½" to form your calendar base.
2. With your Paper Trimmer, cut the following; a 4 ¼" x 5 ½" and a 4" x 5 ¼" piece of Old Olive cardstock, a 4" x 5 ¼" piece of Mossy Meadow cardstock, and two 3 7/8" x 5 1/8" pieces of Dainty Flowers designer series paper (DSP).
3. Layer and adhere the Mossy Meadow, Old Olive, and DSP layers together as shown using Multipurpose Liquid Glue (MLG).

# Two-Tone Flora Easel Calendar

Melissa Seplowitz  
[melissa@thestampingninja.com](mailto:melissa@thestampingninja.com)  
[thestampingninja.com](http://thestampingninja.com)



4. Adhere the smaller-layered piece to the inside of your card base and the larger-layered piece to the lower half of the outside of the card base. When you adhere the top piece to the outside, only apply MLG to the small, lower piece, and when placing it on top, make sure to leave about 1/8" of the Mossy Meadow base showing at the top.



5. Stamp your sentiment, to the right, on a 1 1/4" x 3 7/8" piece of Calypso Coral cardstock using Versamark ink. Quickly dust the sentiment with Black Embossing Powder, remove the excess, and set in place with your Heat Tool.
6. Adhere your sentiment to the front of the calendar base, about 1 1/2" from the top edge of the Old Olive piece, using MLG.



7. Stamp a set of leaves on a piece of Dainty Flowers DSP using Mossy Meadow ink and the following

# Two-Tone Flora Easel Calendar

Melissa Sepowitz  
[melissa@thestampingninja.com](mailto:melissa@thestampingninja.com)  
[thestampingninja.com](http://thestampingninja.com)

- on a piece of Basic White cardstock; a large flower background in Rich Razzleberry (stamped off), a large flower detail in Rich Razzleberry, a medium flower background in Blushing Bride (stamped off), a medium flower detail in Blushing Bride, a small bunch of flowers background in Calypso Coral, a small bunch of flowers detail in Cajun Craze ink, and two bees in Memento black ink.
- Color the bees using your Basic Black, Daffodil Delight, and Gray Granite Stampin' Blends. Then, for a little shimmer, apply some Wink of Stella to their wings.
  - Crop your stamped images with the Honeybee and Two-Tone Flora dies.
  - Adhere the leaves and small bunch of flowers using MLG and the flowers and bees using Stampin' Dimensionals.



- Apply some MLG to the back of a small 12-month calendar and adhere to the front, then apply some MLG to the back of a post it note pad and adhere to the inside, centered, about 1/4" from the edge of the DSP.



- Attach three Pastel Adhesive-Backed Sequins as shown.

# Two-Tone Flora Easel Calendar

Melissa Sepowitz  
[melissa@thestampingninja.com](mailto:melissa@thestampingninja.com)  
[thestampingninja.com](http://thestampingninja.com)




Melissa



Click Here  
to Shop

# Two-Tone Flora Easel Calendar

Melissa Sepowitz  
[melissa@thestampingninja.com](mailto:melissa@thestampingninja.com)  
[thestampingninja.com](http://thestampingninja.com)




Dragonfly Garden  
Cling Stamp Set -  
154411

Price: \$23.00



Honeybee Home  
Bundle (English) -  
157952

Price: \$45.00



Two-Tone Flora  
Bundle (English) -  
160414

Price: \$55.75



Basic White 8-1/2"  
X 11" Cardstock -  
159276

Price: \$10.25



Calypso Coral 8-  
1/2" X 11"  
Cardstock -  
122925

Price: \$9.25



Mossy Meadow 8-  
1/2" X 11"  
Cardstock -  
133676

Price: \$9.25



Old Olive 8-1/2" X  
11" Cardstock -  
100702

Price: \$9.25



Dainty Flowers 12"  
X 12" (30.5 X 30.5  
Cm) Designer  
Series Paper -  
160834

Price: \$0.00



Paper Trimmer -  
152392

Price: \$25.00



Tuxedo Black  
Memento Ink Pad -  
132708

Price: \$6.00



VersaMark Pad -  
102283

Price: \$9.50



Basic Black  
Stampin' Blends  
Combo Pack -  
154843

Price: \$9.00



Daffodil Delight  
Stampin' Blends  
Combo Pack -  
154883

Price: \$9.00



Gray Granite  
Stampin' Blends  
Combo Pack -  
154886

Price: \$9.00



Blushing Bride  
Classic Stampin'  
Pad - 147100

Price: \$8.00

# Two-Tone Flora Easel Calendar

Melissa Sepowitz  
[melissa@thestampingninja.com](mailto:melissa@thestampingninja.com)  
[thestampingninja.com](http://thestampingninja.com)



Cajun Craze  
Classic Stampin'  
Pad - 147085

Price: \$8.00



Calypso Coral  
Classic Stampin'  
Pad - 147101

Price: \$8.00



Mossy Meadow  
Classic Stampin'  
Pad - 147111

Price: \$8.00



Rich Razzleberry  
Classic Stampin'  
Pad - 147091

Price: \$8.00



Stampin' Cut &  
Emboss Machine -  
149653

Price: \$125.00




Basics Embossing  
Powders - 155554

Price: \$18.00



Heat Tool - 129053

Price: \$30.00



Pastel Adhesive-  
Backed Sequins -  
160387

Price: \$8.00



Multipurpose  
Liquid Glue -  
110755

Price: \$4.00



Stampin'  
Dimensionals -  
104430

Price: \$4.25



Wink Of Stella  
Clear Glitter Brush  
- 141897

Price: \$8.00

Add All to Cart