

# Country Flowers Dotted Hello

Melissa Sepowitz  
[melissa@thestampingninja.com](mailto:melissa@thestampingninja.com)  
[thestampingninja.com](http://thestampingninja.com)




1. Begin with a 5 1/2" x 8 1/2" piece of Basic White Thick cardstock, score and fold at 4 1/4" to form your card base.
2. Adhere a 4" x 5 1/4" piece of Basic Beige cardstock to the card base.
3. Sandwich a 3 7/8" x 5 1/8" piece of Country Lace DSP in the Dotted Circles embossing folder and run through your Cut & Emboss machine. Then, adhere the piece to the card.

# Country Flowers Dotted Hello


Melissa Sepowitz  
[melissa@thestampingninja.com](mailto:melissa@thestampingninja.com)  
[thestampingninja.com](http://thestampingninja.com)



4. Cut two pieces of the Country Lace DSP; one measuring 1" x 3 1/2" and one measuring 2 1/2" x 3 1/2". Adhere the smaller piece centered on the left, and the larger piece on the right side, of the card.



5. Crop three small circles out of the Country Lace DSP using the smallest and second smallest circle from the Spotlight on Nature dies.



6. Cut a small portion off of one of the larger circles using your Paper Snips, then adhere the

# Country Flowers Dotted Hello

Melissa Sepowitz  
[melissa@thestampingninja.com](mailto:melissa@thestampingninja.com)  
[thestampingninja.com](http://thestampingninja.com)

circles to the card.



7. Snip the left side of a 5/8" x 3 5/8" piece of Woven Textures DSP, diagonally, with your Paper Snips. Adhere the piece to the card, lining up the right edge to the edge of the embossed piece.



8. Stamp the flowers, jug (with writing on it), and sentiment (Wonderful Thoughts stamp set) on a piece of Basic White cardstock using Memento black ink.
9. Color the flowers and jug with the following Stampin' Blends; Boho Blue (D), Gray Granite, Night of Navy (L), Old Olive (L), Pecan Pie, and Petal Pink.
10. Crop the images with their corresponding dies, as well as, two bunches of leaves in Old Olive cardstock.

# Country Flowers Dotted Hello

Melissa Sepowitz  
[melissa@thestampingninja.com](mailto:melissa@thestampingninja.com)  
[thestampingninja.com](http://thestampingninja.com)



11. Adhere the leaves to the back of the flowers, adhere them to the jug, then attach them and the sentiment to the card using Stampin' Dimensionals. (Hint- you will have to cut the Dimensionals to fit the back of the sentiment.)



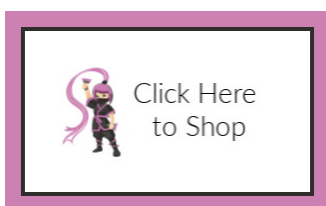
12. Attach three Neutral Matte Dots as shown.

# Country Flowers Dotted Hello

Melissa Sepowitz  
[melissa@thestampingninja.com](mailto:melissa@thestampingninja.com)  
[thestampingninja.com](http://thestampingninja.com)



Melissa



# Country Flowers Dotted Hello

Melissa Sepowitz  
[melissa@thestampingninja.com](mailto:melissa@thestampingninja.com)  
[thestampingninja.com](http://thestampingninja.com)




[Country Flowers Bundle \(English\) - 163411](#)

Price: \$53.00



[Wonderful Thoughts Photopolymer Stamp Set \(English\) - 161899](#)

Price: \$25.00




[Basic White 8-1/2" X 11" Cardstock - 166780](#)

Price: \$14.00



[Basic Beige 8-1/2" X 11" Cardstock - 164511](#)

Price: \$11.50



[Basic White 8-1/2" X 11" Thick Cardstock - 159229](#)

Price: \$11.25



[Old Olive 8-1/2" X 11" Cardstock - 100702](#)

Price: \$11.50



[Country Lace 12" X 12" \(30.5 X 30.5 Cm\) Designer Series Paper - 163415](#)

Price: \$12.50



[Woven Textures 12" X 12" \(30.5 X 30.5 Cm\) Designer Series Paper - 165560](#)

Price: \$12.50



[Paper Trimmer - 152392](#)

Price: \$28.00



[Tuxedo Black Memento Ink Pad - 132708](#)

Price: \$8.00



[Boho Blue Stampin' Blends Combo Pack - 161659](#)

**Sale: \$7.70**

Price: ~~\$11.00~~



[Gray Granite Stampin' Blends Combo Pack - 154886](#)

Price: \$11.00



[Night Of Navy Stampin' Blends Combo Pack - 154891](#)

Price: \$11.00



[Old Olive Stampin' Blends Combo Pack - 154892](#)

Price: \$11.00



[Pecan Pie Stampin' Blends Combo Pack - 161674](#)

Price: \$11.00

# Country Flowers Dotted Hello

Melissa Sepowitz  
[melissa@thestampingninja.com](mailto:melissa@thestampingninja.com)  
[thestampingninja.com](http://thestampingninja.com)



[Petal Pink Stampin' Blends Combo Pack - 154893](#)  
Price: \$11.00



[Dotted Circles 3D Embossing Folder - 163789](#)  
Price: \$12.00



[Spotlight On Nature Dies - 163580](#)  
Price: \$35.00




[Wonderful Thoughts Dies \(English\) - 161491](#)  
Price: \$34.00



[Stampin' Cut & Emboss Machine - 149653](#)  
Price: \$130.00



[Paper Snips Scissors - 103579](#)  
Price: \$12.00



[Neutral Matte Dots - 165561](#)  
Price: \$8.00



[Multipurpose Liquid Glue - 110755](#)  
Price: \$6.00



[Stampin' Dimensionals - 104430](#)  
Price: \$4.25

Add All to Cart