

Cutest Crew - Have the Best Day

Melissa Sepowitz
melissa@thestampingninja.com
thestampingninja.com



1. Begin with a 8-1/2" x 5-1/2" piece of Crumb Cake cardstock, score and fold at 4-1/4" to form your card base.
2. Sandwich a 4" x 5-1/4" piece of Wood Grain Wonders DSP in the Birch Wood embossing folder and run through your cut & emboss machine.

Cutest Crew - Have the Best Day

Melissa Sepowitz
melissa@thestampingninja.com
thestampingninja.com



- Stamp a row of dogs on a scrap piece of Basic White cardstock using Memento black ink. Color the images with the following Stampin' Blends; Crumb Cake, Daffodil Delight, Flirty Flamingo, Granny Apple Green, Gray Granite, Medium Light (SU700), Pretty Peacock, and Summer Splash.



- Cut the stamped image out, along with two strips of paw prints in Early Espresso cardstock and a set of flowers in Crushed Curry cardstock, with the Cutest Crew dies.



Cutest Crew - Have the Best Day

Melissa Sepowitz
melissa@thestampingninja.com
thestampingninja.com

5. Adhere one of the paw print strips to the DSP, one inch from the top edge. Then, adhere a 4" x 1-3/4" piece of Basic White cardstock below it, followed by the 2nd paw print strip below that.



6. Trim the excess paw print strips off with your scissors and adhere the piece to the card base using Stampin' Dimensionals.



7. Stamp your sentiment on a piece of Crushed Curry cardstock using Memento black ink.
8. Cut the sentiment out with the long, skinny banner using the Stylish Shapes dies, and adhere it to the card using Stampin' Dimensionals.

Cutest Crew - Have the Best Day

Melissa Sepowitz
melissa@thestampingninja.com
thestampingninja.com



9. Adhere the strip of dogs to the card using Stampin' Dimensionals and the three flower die cuts using Multipurpose Liquid Glue.



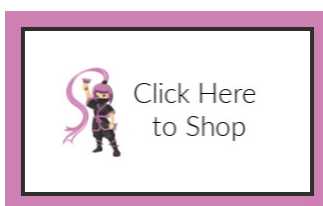
10. Add a small dab of Wink of Stella to the center of every flower.

Cutest Crew - Have the Best Day

Melissa Sepowitz
melissa@thestampingninja.com
thestampingninja.com




Melissa



**New products available 3/3/26

Cutest Crew - Have the Best Day

Melissa Sepowitz
melissa@thestampingninja.com
thestampingninja.com




[Basic White 8-1/2\" data-bbox="72 235 222 288"/>](#)

Price: \$14.00




[Crumb Cake 8-1/2\" data-bbox="244 235 401 288"/>](#)

Price: \$14.00



[Crushed Curry 8-1/2\" data-bbox="428 235 570 307"/>](#)

Price: \$14.00



[Early Espresso 8-1/2\" data-bbox="600 235 749 307"/>](#)

Price: \$14.00



[Paper Trimmer - 152392](#)

Price: \$28.00



[Tuxedo Black Memento Ink Pad - 132708](#)

Price: \$8.00



[Crumb Cake Stampin' Blends Combo Pack - 154882](#)

Price: \$11.00



[Daffodil Delight Stampin' Blends Combo Pack - 154883](#)

Price: \$11.00



[Flirty Flamingo Stampin' Blends Combo Pack - 154884](#)

Price: \$11.00



[Granny Apple Green Stampin' Blends Combo Pack - 154885](#)

Price: \$11.00



[Gray Granite Stampin' Blends Combo Pack - 154886](#)

Price: \$11.00




[Pretty Peacock Stampin' Blends Combo Pack - 161676](#)

Price: \$11.00



[Stampin' Blends Medium Light Combo Pack - 159463](#)

Price: \$11.00



[Summer Splash Stampin' Blends Combo Pack - 163826](#)

Price: \$11.00



[Birch Wood 3D Embossing Folder - 164069](#)

Price: \$12.00

Cutest Crew - Have the Best Day

Melissa Sepowitz
melissa@thestampingninja.com
thestampingninja.com



[Stampin' Cut & Emboss Machine - 149653](#)

Price: \$140.00



[Multipurpose Liquid Glue - 110755](#)

Price: \$6.00



[Stampin' Dimensionals - 104430](#)

Price: \$4.25



[Mini Stampin' Dimensionals - 144108](#)

Price: \$4.25



[Wink Of Stella Clear Glitter Brush - 141897](#)

Price: \$10.00

Add All to Cart